



Oxford English

for Preschool

Activity Book

1



Consultants:
Carrie G L Lau
Jill and Charles Hadfield




OXFORD



Say C and c as you trace them with finger paint.



Sensory writing time



Listen and circle.





Trace the dotted lines.



OXFORD
UNIVERSITY PRESS



Circle the letter **c**. Say the word.



cat



I did it!





Oxford English


for Preschool

Activity Book

3



Consultants:
Carrie G L Lau
Jill and Charles Hadfield




OXFORD

3 My Face



 Listen and tick the children who are doing the right actions.


1



2



3





Put the stickers on the . Say the sentences.



1

Clean your eyes.



A cartoon girl with orange hair is pointing towards a dashed rectangular box. Below her is a sink with a toothbrush in a cup and a toothbrush on the counter. A purple star sticker is in the top right corner.

2

Clean your nose.



A cartoon girl with orange hair is pointing towards a dashed rectangular box. Below her is a sink with a toothbrush in a cup and a toothbrush on the counter. A purple star sticker is in the top right corner.

3

Clean your mouth.



A cartoon girl with orange hair is pointing towards a dashed rectangular box. Below her is a sink with a toothbrush in a cup and a toothbrush on the counter. A purple star sticker is in the top right corner.

4

Clean your ears.




A cartoon girl with orange hair is pointing towards a dashed rectangular box. Below her is a sink with a toothbrush in a cup and a toothbrush on the counter. A purple star sticker is in the top right corner.




Read the words and draw the parts on the faces.

1




ears

2




eyes

3



a nose

4



a mouth



Paste your photo or draw your face. Trace the letters.



Draw lines to match the words and the parts of your face.

an ear

an eye



a mouth

a nose

my face



Oxford English


for Preschool

Activity Book

5



Consultants:
Carrie G L Lau
Jill and Charles Hadfield




OXFORD

5 At the Zoo



Listen and put the correct number of stickers below.



Put the stickers on the . Say the sentences.





1



How many pandas are there?



There are pandas.




2



How many gorillas are there?




There are gorillas.





Match the animals with the cards. Write the numbers in the .
Write the missing letters.




1


Food: 



p _____


2


Food: 



d _____


3


Food: 





t _____

4

Food: 



g _____



Listen to the words. Circle the pictures with the beginning sound /g/.



g

