


# The best companion listening series for

New  
**Treasure Plus+**  
Third Edition

and

**Oxford English FORWARD**

ALL resources  
are READY for  
S1 to S3!



1

## Key features

- ✓ **Unit matching** listening skills with coursebooks

### Listening for descriptions of people

When listening for descriptions of people, we should pay attention to:

- names and ages, e.g. *James is 12 years old and Jane is 15.*
- words related to **appearances**
- words related to their **personality**
- hobbies and interests

<b>General</b>	good looking, pretty (girl/woman), handsome
<b>Height</b>	tall, short, of average height
<b>Build</b>	slim, chubby, overweight, muscular
<b>Hair</b>	long, short, curly, wavy, straight, a ponytail

**Personality:**

- cheerful** – happy
- confident** – feeling sure about your own ability to be successful
- outgoing** – liking to meet other people
- shy** – nervous about speaking to other people



### Listening

#### Listening skill: Listening for descriptions of people

- Listen for **names and ages**, e.g. *Henry is 13 years old.*
- Listen for words that describe **appearance**, e.g. *Ali has wavy hair. She wears glasses.*
- Listen for words that describe **personality**, e.g. *Patrick is talkative and energetic.*
- Listen for **interests and hobbies**, e.g. *Hazel likes cycling.*

NTP3E

### Skimming and scanning for information

Skimming means to read a text quickly to understand the main ideas. Scanning means to look at a text quickly to search for specific information, e.g. facts, names and dates. Follow these steps when skimming and scanning:

- Step 1** Read the situation. Read the answer and pay attention to who you are and what your job is.
- Step 2** Read the instructions carefully. The first word in the Data File usually gives you information on how to complete each task and tells you which part you can use for each task.
- Step 3** Skim the texts. Identify the main topic of the texts and pay attention to the headings, sub-headings and keywords for what information you need.
- Step 4** Scan for information in relevant texts. When reading the relevant text, scan for key information to complete the task.

Ms Chu:

Great. The boy with slightly tanned skin and short straight hair is <sup>(1)</sup> Cabin Tsui. He's a bit tanned because he exercises outdoors a lot. In fact, he <sup>(2)</sup> walks to school every day.

Lucas:

Oh really? He walks to school every day? What's his personality like?

- ✓ **Recycled vocabulary** from coursebooks

### Describing appearance

#### Activity 1

You have met some new friends at school. Use the words from the box to complete the descriptions of your friends.

chubby fringe round short slim wears glasses  
curly ponytail tall



Helen is (1) short. She has a (2) fringe.  
Mike is (4) tall and (5) chubby.  
Tom is a bit (7) round. His face is (6) chubby.

JOEL3E

### Describing appearance

**Vocabulary practice** You are helping your teacher sort photos for the yearbook. Match the person to the correct description. Write the letters (A-I) on the lines.

- |                            |  |
|----------------------------|--|
| A Tina wears glasses.      | F Lisa has wavy hair.                    |
| B Victor is slim and fair. | G Mr Lam's baby, Zoe, has chubby cheeks. |
| C Sandy has a fringe.      | H Ms Chung wears her hair in a ponytail. |
| D Brian has curly hair.    | I Charles has straight hair.             |
| E Tom has a round face.    |  |

NTP3E

- ✓ **Data file manipulation** skills for integrated tasks


- ✓ **More repetition and paraphrasing** in tapescripts

- ✓ **Marking schemes** for all integrated tasks


Unit 1		
Part B		
Task 3 (15 marks)		
Task completion = 13 marks		
		DF item reference
3.1	the most popular school club and it has 12 members	1
3.2	actors and backstage crew	1
3.3	meet twice a week at the assembly hall	1
3.4	Mark	1
3.5	vice president	1
3.6	Julia	1
3.7	secretary	1
3.8	the president	1
3.9	Mr Lam	1
3.10	the teacher in charge	1
3.11	a welcoming party	DF3
3.12	drama games, an acting workshop and a talk by a local film star	DF3
3.13	email your application to drama_chub@school.edu.hk	1

# Junior Oxford Essential Listening

**Exclusive for**  
**Graded Part B integrated tasks**  
to cater for learner diversity




**TSA tasks in every unit**



# Junior Oxford Advanced Listening

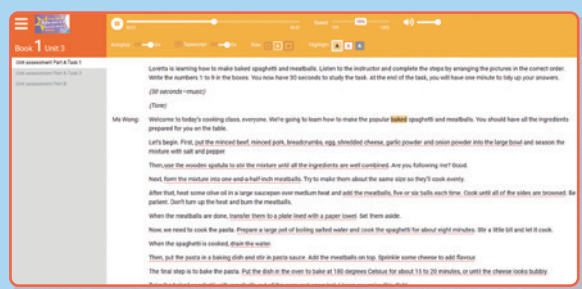
**Exclusive for**

**Challenging tasks that**  
mimic HKDSE Paper 3  
Part A listening tasks



## e-Learning resources

**Interactive audio scripts with**  
karaoke function

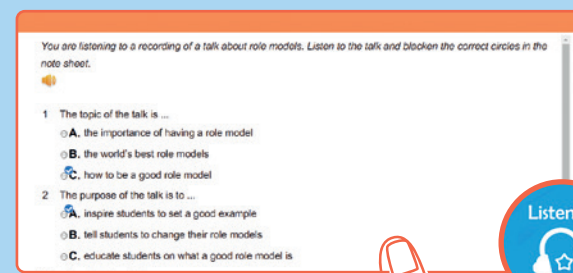



**Flash Card**  
**Learning Tools to**  
learn and revise  
vocabulary



**Listening app with additional drilling**  
exercises for every listening skill

**QR codes for**  
easy access  
to recordings  
for listening  
practices



**Six sets of listening unseen**  
**mock tests provided every year!**

1A 2A 3A	End of November
1B 2B 3B	End of April



Scan the QR code for more information about our products or call our service hotline at **2516 3126**.

