

OXFORD

# Get Set, GO!

Oxford English

1



Authors  
Dr Richard KS Wong  
Michelle Morris  
Consultants  
Professor Linda Siegel  
Dr Paul Sze


Oxford  
Reading Pen



Time  
for a  
Story



# Aa






apple

 **Crunchy Apple**

An **apple** for you and me,  
You and me, you and me.



An **apple** for you and me,

**Crunch, crunch, crunch!**



OXFORD

# Get Set, GO!

Oxford English

3



Authors  
Dr Richard KS Wong  
Michelle Morris  
Consultants  
Professor Linda Siegel  
Dr Paul Sze

Oxford  
Reading Pen



# 1

## At School

Time  
for a  
Story



Good morning, Teacher.



Good morning.



My name is Jimmy.



My name is Molly.



What is in your bag?



Time to Say



a bag


a book



a crayon



a teacher



Time to Sing

# Good Morning



My name is Jimmy / Molly.

My name is Jimmy / Molly.

I am a boy / girl. I am a boy / girl.

Good morning to you.

Good morning to you.

What's your name?

What's your name?





# 2

## Lovely Family



Stick a family photo below. Talk about your family.

This is my father.

This is my mother.



Stick your family photo here.



# My Family



This is my **father**. This is my **father**.

I love my **father**. Kiss, kiss, kiss.

This is my **mother**. This is my **mother**.

I love my **mother**. Hug, hug, hug.



Listen to the sound. Put the stickers below.




OXFORD

Get Set,

GO!

Oxford English

5



Authors  
Dr Richard KS Wong  
Michelle Morris  
Consultants  
Professor Linda Siegel  
Dr Paul Sze

Oxford  
Reading Pen



# 1

## A Magic Show

Time  
for a  
Story



Abraacadabra!



Where is the pencil?



It is on the chair.



Where is the eraser?



It is under the desk.





Look! The ruler and the glue!

Time to Say



a chair

a desk



glue

an eraser



a pencil



a ruler





# Where Is My Pencil?



Oh where, oh where, oh where,

Oh where is my pencil?



Look! It is on the chair.

Look! It is on the chair.



Listen to the sound. Put the stickers below.

p



# 2

## Listen, Please!



Throw the dice. Give the instructions to the class.

Stand up, please!



Line up, please!



line up

sit down



listen



stand up



tidy up





# If You're Happy and You Know It



If you're happy and you know it,  
**Stand up**, please.

If you're happy and you know it,  
**Stand up**, please.



If you're happy and you know it,  
And you really want to show it,


If you're happy and you know it,  
**Stand up**, please.




Listen to the sound. Put the stickers below.




sofa



[Blank dashed box for sticker]



[Blank dashed box for sticker]